







MATCH REPORT

| Date | Time | Classification | Venue | Pitch | Match No. |
|-----------|-------|----------------|----------------------------|-------|-----------|
| 03 Dec 11 | 16:00 | 1-4 | Johannesburg, South Africa | 1 | 20 |

| Country | | RESULT | | Country | |
|------------|--------------|------------|----------------------|------------|---------------------|
| IND | India | Full Time | 4 -- 2 | RSA | South Africa |
| | | Halftime | 1 -- 2 | | |
| | | Extra-Time | -- | | |
| | | Shoot-Outs | -- | | |

| Time On | Shirt No. | Name |  |  |  | Time On | Shirt No. | Name |  |  |  |
|--------------------------|---------------|----------------------------------|---|---|---|------------------------|-------------|-----------------------|---|---|---|
| X | 1 | CHETRI Bharat Kumar (GK) (C) | | | | X | 2 | PATON Wade | | | |
| X | 3 | SINGH Rupinder Pal | | | | X | 3 | CRONJE Andrew | | | |
| X | 4 | SINGH Sandeep | | | | X | 4 | MADSEN Lloyd | | | |
| 10 | 5 | HALAPPA Arjun | | 57 | | X | 5 | SMITH Austin (C) | | | |
| X | 7 | SINGH Manpreet | | | | X | 7 | DRUMMOND Timothy | | | |
| X | 8 | SINGH Sardar | | | | X | 8 | HARPER Marvin | | | |
| X | 9 | WALMIKI Yuvraj | | | | 10 | 10 | NORRIS-JONES Lloyd | | | |
| X | 11 | SINGH Saravanjit | | | | 17 | 11 | LOUW Lance | | | |
| 10 | 12 | VOKKALIGA RAMACHANDRA Raghunath | | | | DNP | 12 | CARR Gareth | | | |
| X | 13 | SINGH Gurbaj | | | | X | 14 | HALKETT Rhett | | | |
| X | 14 | KHANDKER Tushar | | 64 | | X | 18 | McDADE Thornton | | | |
| DNP | 16 | PARATTU RAVEENDRAN Sreejesh (GK) | | | | DNP | 23 | PIETERSE Erasmus (GK) | | | |
| X | 17 | MUJTABA Danish | | | | 11 | 24 | DA GRACA Miguel | | | |
| 6 | 18 | SINGH Shivendra | | | | X | 25 | REID-ROSS Justin | | | |
| DNP | 20 | KULLU Manjeet | | | | 11 | 29 | HALEY Ian | | | |
| 11 | 22 | KANGUJAM Chingelnsana Singh | | | | X | 30 | PATON Taine | | | |
| X | 24 | SOWMARPET VITALACHARYA Sunil | | | | 11 | 31 | PANTHER Clinton | | | |
| 7 | 26 | LAKRA Birendra | | | | X | 32 | BOTES Brendan (GK) | | | |
| Coach | NOBBS Michael | | | | | Coach | CLARK Gregg | | | | |
| TEAM MANAGER | | | | | | TEAM MANAGER | | | | | |
| NABI Mohammed Riaz | | | | | | van ROOYEN Anton | | | | | |
| UMPIRE | | | | | | UMPIRE | | | | | |
| PULLMAN Tim (AUS) | | | | | | KENNEDY Andrew (ENG) | | | | | |
| JUDGE | | | | | | JUDGE | | | | | |
| MOSTAFA Tarek (EGY) | | | | | | IMOEDEMHE Walter (NGR) | | | | | |
| TECHNICAL OFFICER | | | | | | RESERVE UMPIRE | | | | | |
| BURKE Cameron (BAR) | | | | | | CHEN Dekang (CHN) | | | | | |

| Country | Minute | Shirt N° | Action | Score | Country | Minute | Shirt N° | Action | Score | Country | Minute | Shirt N° | Action | Score |
|--------------------|--------|----------|--------|--------|---------|--------|----------|--------|-------|---------|--------|----------|--------|-------|
| RSA | 8 | 7 | FG | 0 -- 1 | | | | | -- | | | | | -- |
| IND | 14 | 12 | PC | 1 -- 1 | | | | | -- | | | | | -- |
| RSA | 22 | 18 | FG | 1 -- 2 | | | | | -- | | | | | -- |
| IND | 40 | 11 | FG | 2 -- 2 | | | | | -- | | | | | -- |
| IND | 45 | 4 | PC | 3 -- 2 | | | | | -- | | | | | -- |
| IND | 50 | 4 | PC | 4 -- 2 | | | | | -- | | | | | -- |
| | | | | -- | | | | | -- | | | | | -- |
| Golden Goal | | | | | | | | | | | | | | |
| | | | | -- | | | | | -- | | | | | -- |